

Dear Everyone,

We are happy to announce the **NEMO WIDE software upgrade 2.0**

This upgrade allows the user to use two gases and switch between them on the same dive.

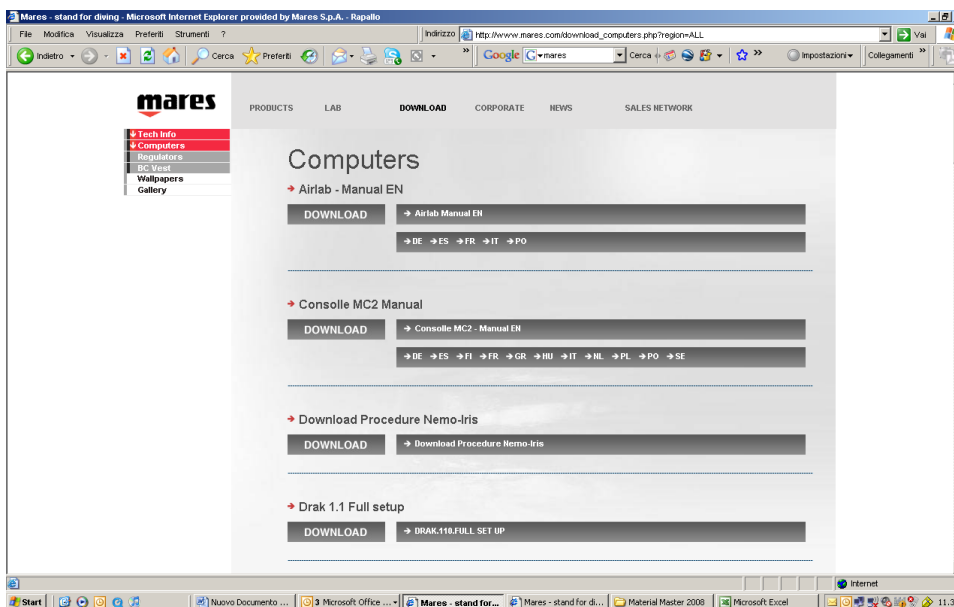
The entire process is now online.

Please follow these instructions to properly support your customers in this operation.

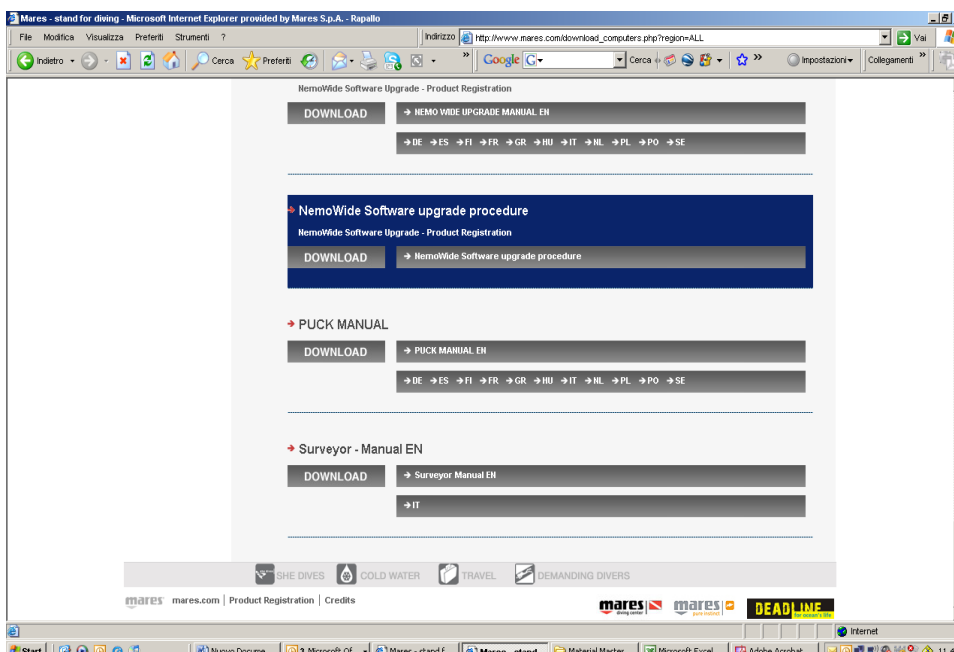
1. Log on to the MARES website and “click” on the computer download area or simply use this link:

[http://www.mares.com/download\\_computers.php?region=ALL](http://www.mares.com/download_computers.php?region=ALL)

For your reference, this is the page you should be looking for:



2. Look for and “click” on “Nemo Wide Software Upgrade Procedure”



3. Once you have saved the down loaded file, you will also need to download and carefully read the “**4132-NEMO\_WIDE-UPGRADE\_INSTRUC-ENG.PDF.**” It is on the same web page.

In this file you will find all the info and steps you should follow to correctly update the Nemo Wide Software.

### IMPORTANT NOTE.

You must follow the **4132-NEMO\_WIDE-UPGRADE\_INSTRUC-ENG.PDF** (point 3) of the procedure. You must “click” the link “Nemo Wide Software Upgrade – **Product Registration**” Only “click on the **“Product Registration”** side. It will then ask you to Sign In. If you have not been to this web site before, you will need to “click’ on Sign Up. Follow the instructions and register. Next “click” on **Update Version 2.0** and then “**Download**” it is:

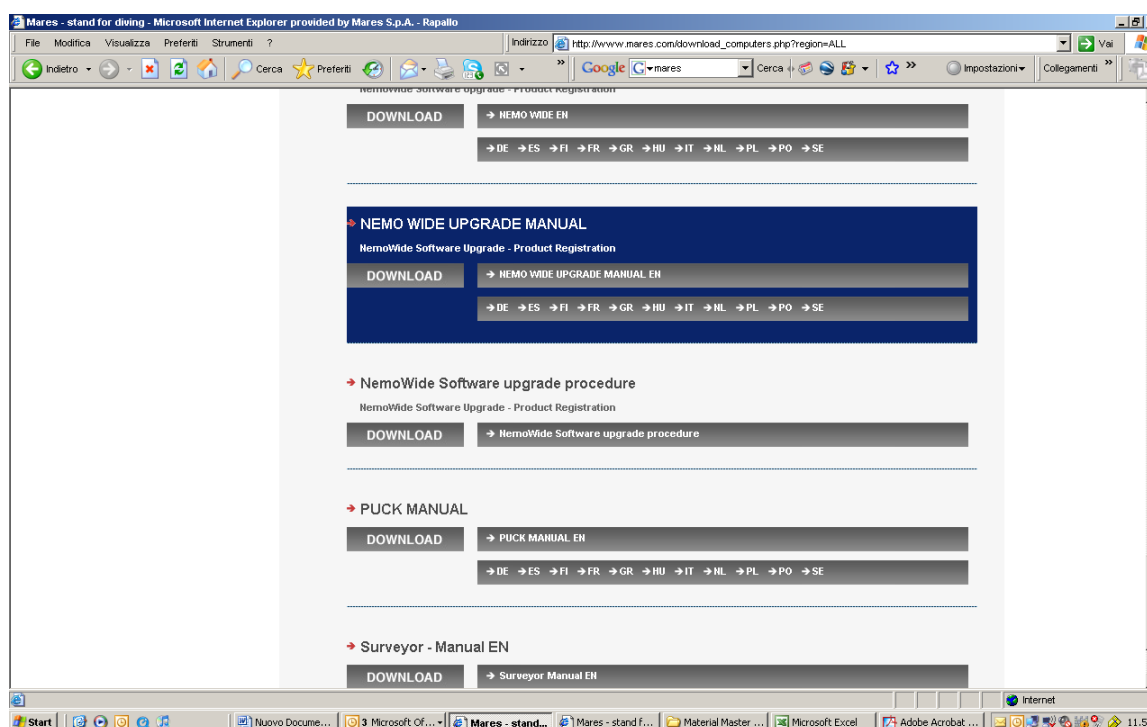
**IMPORTANT AND MANDATORY TO DO THE REGISTRATION AND SAVE THE FILE “NEMOWIDE UPGRADE VER20.DAT” ON YOUR DESKTOP.**

If you do not register your computer, you will not be able to perform the 2 gas upgrade.

4. Once finished, don’t forget to download the updated version of the owner’s manual. Go to:

[http://www.mares.com/download\\_computers.php?region=ALL](http://www.mares.com/download_computers.php?region=ALL)

and look for: NEMO WIDE UPGRADE MANUAL



Select your language, then download, save it and read carefully.

### ADDITIONAL NEW FEATURE

The “NemoWide\_Upgrade\_Ver20.dat” not only gives you the 2 mixed gas option, it also includes the additional feature to check and re-check the Battery Power Level, even when the battery power level is low.\*

\*On some occasions, due to multiple circumstances (temperature, humidity, usage, etc.) it may display an incorrect Battery Power Level. If that happens, repeat the “Test” again... If the low battery level is confirmed, it is mandatory to change the battery before diving with the computer.